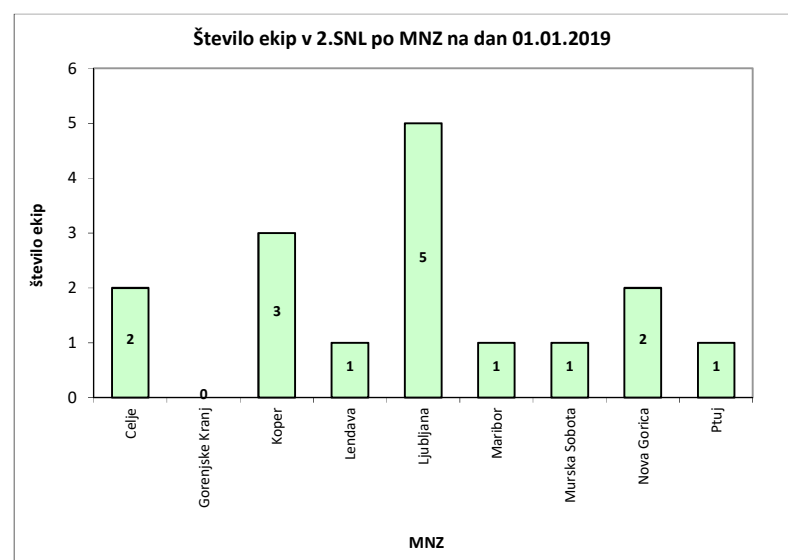
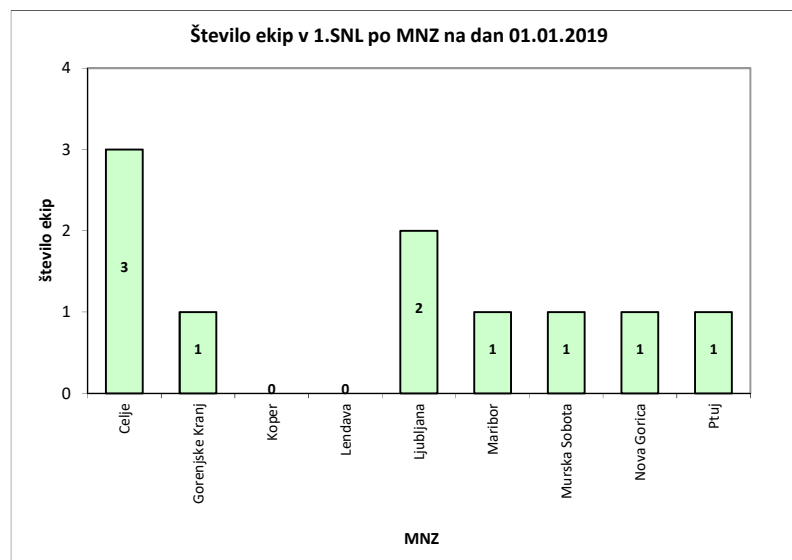
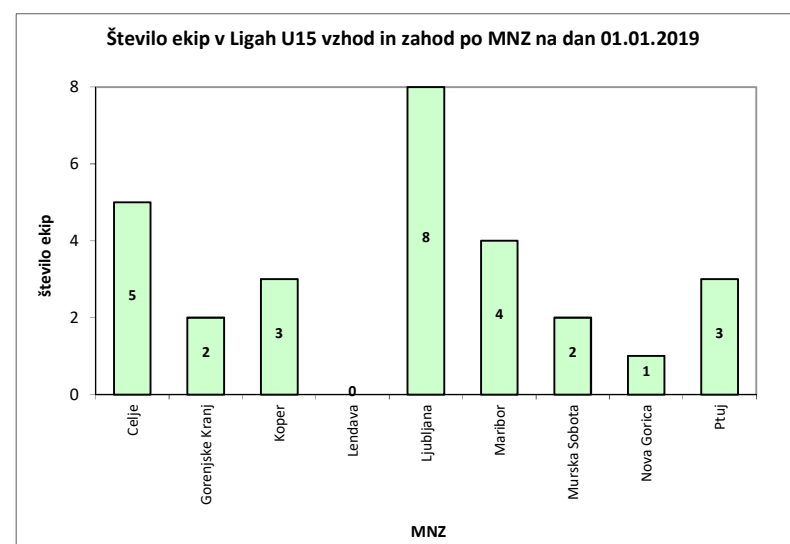
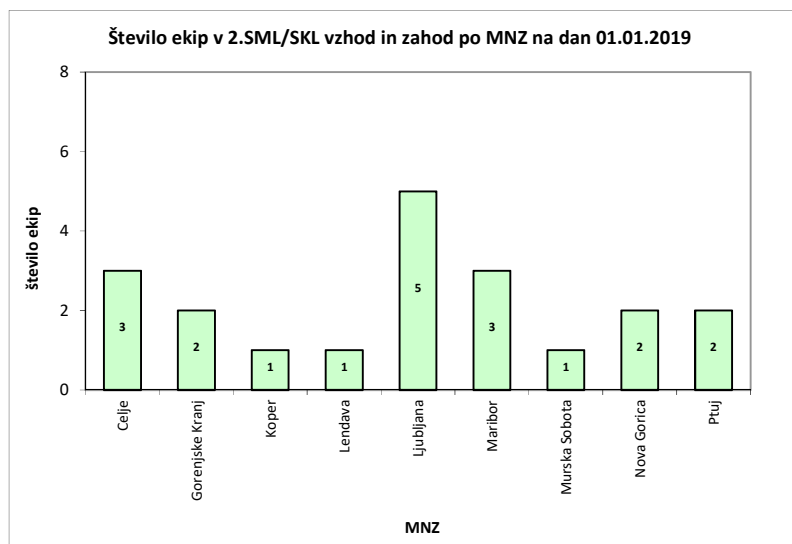
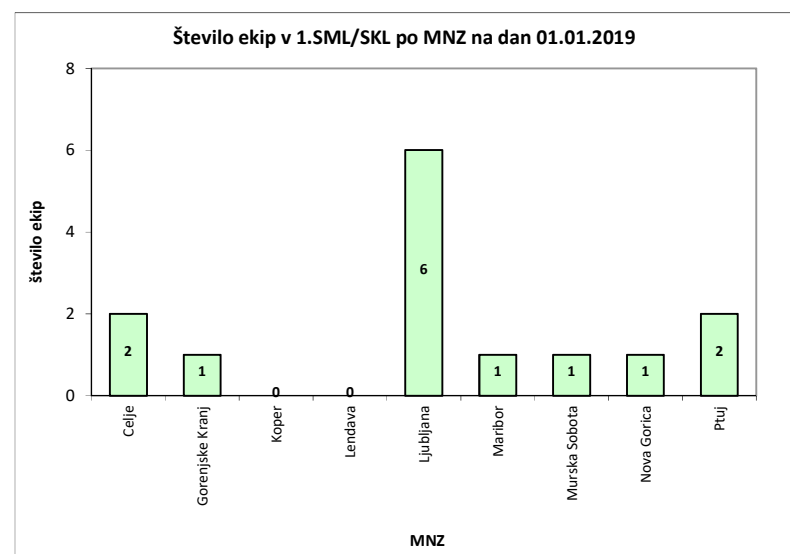
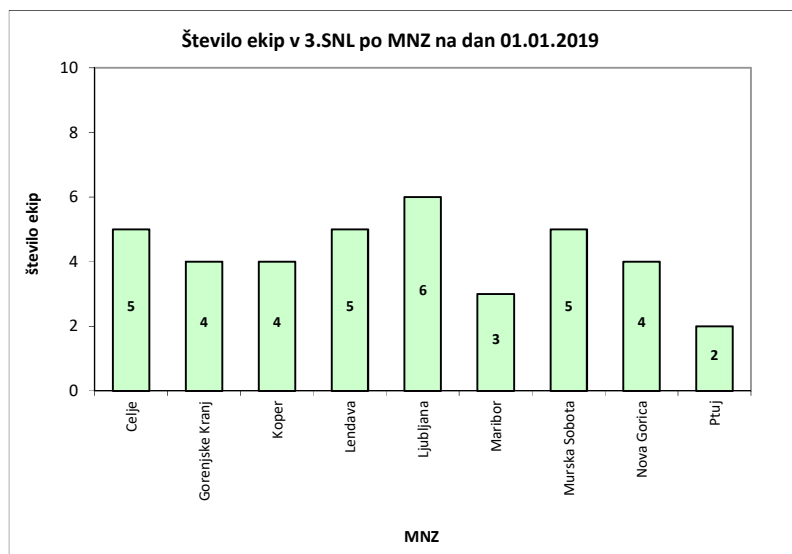


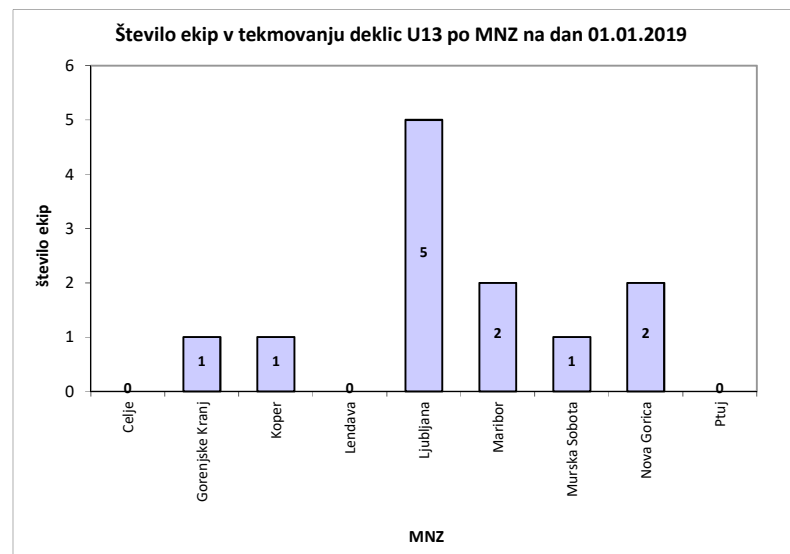
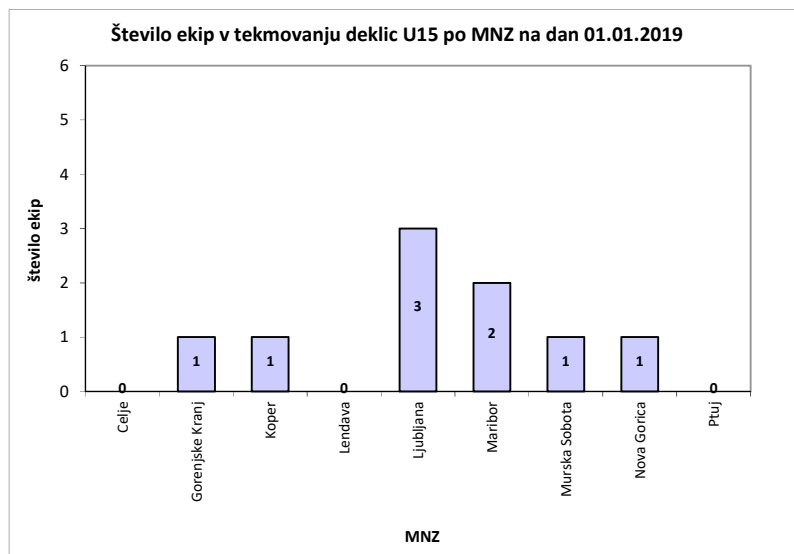
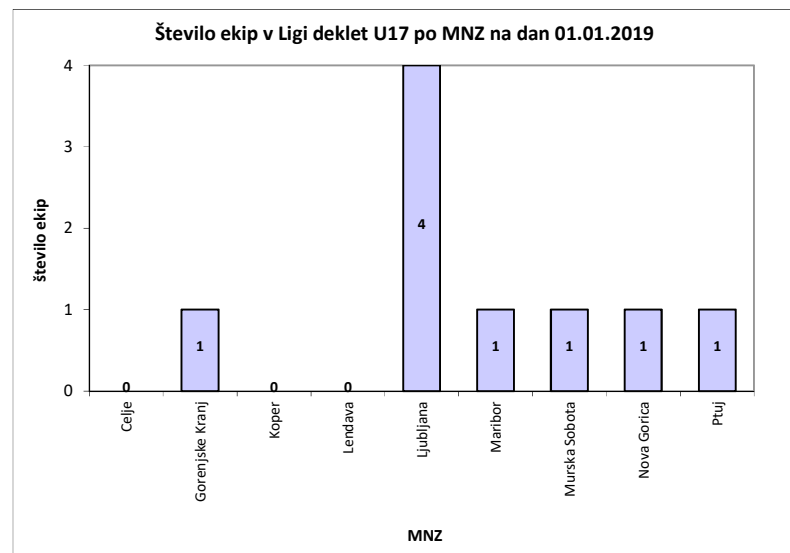
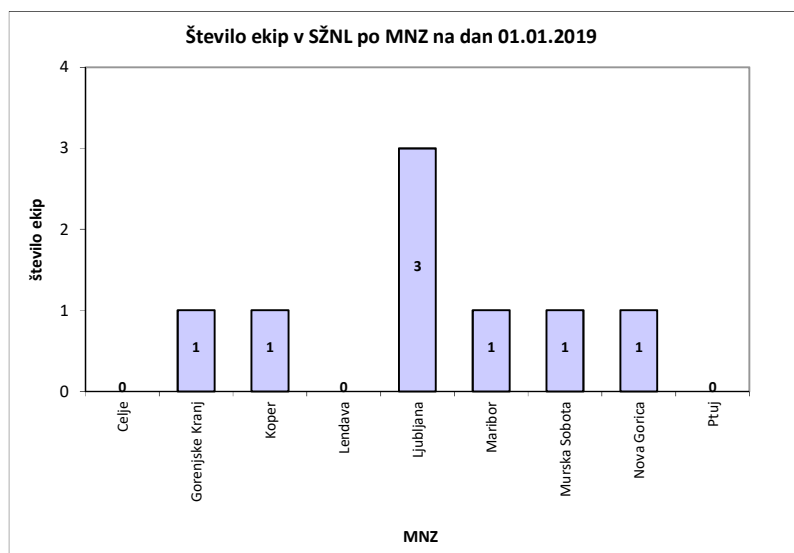
Razporeditev ekip nogometnih klubov v tekmovanjih NZS in MNZ na dan 01.01.2019

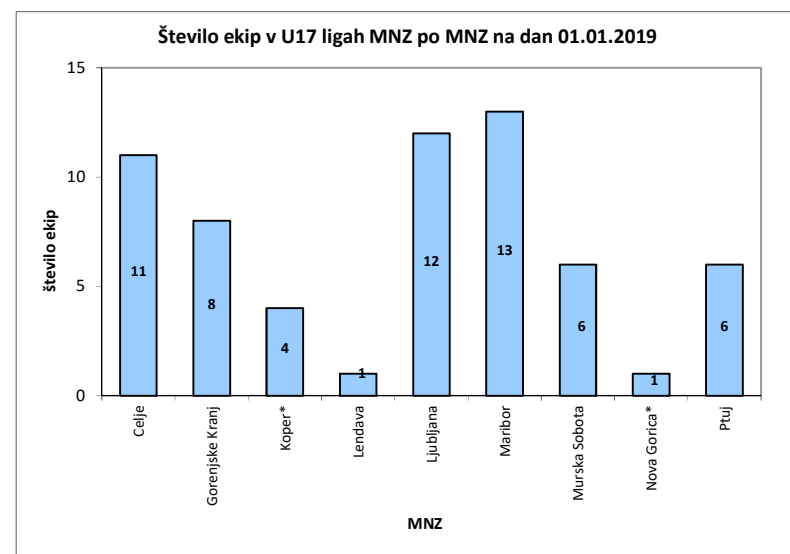
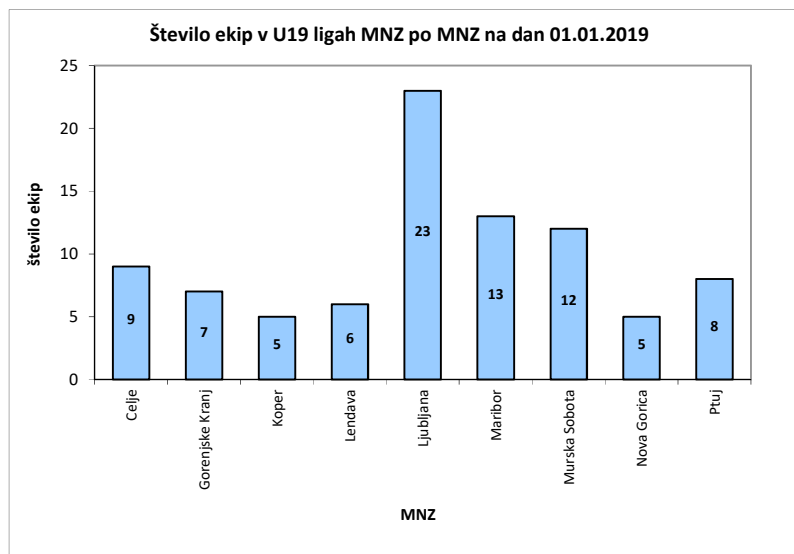
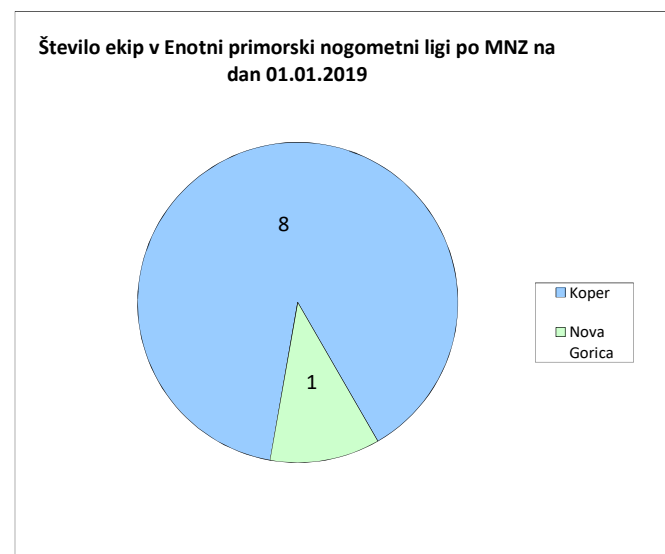
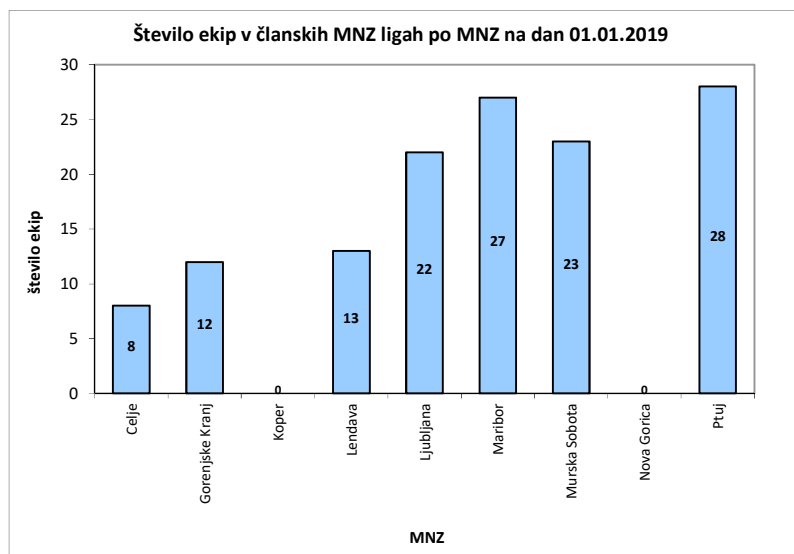
Z.št.	MNZ	Tekmovanja NZS												Skupaj	EPNL	Tekmovanja MNZ										Skupaj	VSE
		1.SNL	2.SNL	3.SNL	1.SML	1.SKL	2.SML	2.SKL	U15	SŽNL	DU17	DU15	DU13			ČL	U19	U17	U15	U13	U11	U9					
1	Celje	3	2	5	2	2	3	3	5	0	0	0	0	25	0	8	9	11	20	36	34	26	26	144	169		
2	Gorenjske Kranj	1	0	4	1	1	2	2	2	1	1	1	1	17	0	12	7	8	18	21	26	27	119	136			
3	Koper	0	3	4	0	0	1	1	3	1	0	1	1	15	8	0	5	4	9	16	16	22	80	95			
4	Lendava	0	1	5	0	0	1	1	0	0	0	0	0	8	0	13	6	1	4	6	8	10	48	56			
5	Ljubljana	2	5	6	6	6	5	5	8	3	4	3	5	58	0	22	23	12	36	74	79	94	340	398			
6	Maribor	1	1	3	1	1	3	3	4	1	1	2	2	23	0	27	13	13	22	30	44	40	189	212			
7	Murska Sobota	1	1	5	1	1	1	1	2	1	1	1	1	17	0	23	12	6	10	18	30	24	123	140			
8	Nova Gorica	1	2	4	1	1	2	2	1	1	1	1	2	19	1	0	5	1	7	13	15	16	58	77			
9	Ptuj	1	1	2	2	2	2	2	3	0	1	0	0	16	0	28	8	6	9	22	24	21	118	134			
SKUPAJ		10	16	38	14	14	20	20	28	8	9	9	12	198	9	133	88	62	135	236	276	280	1219	1417			

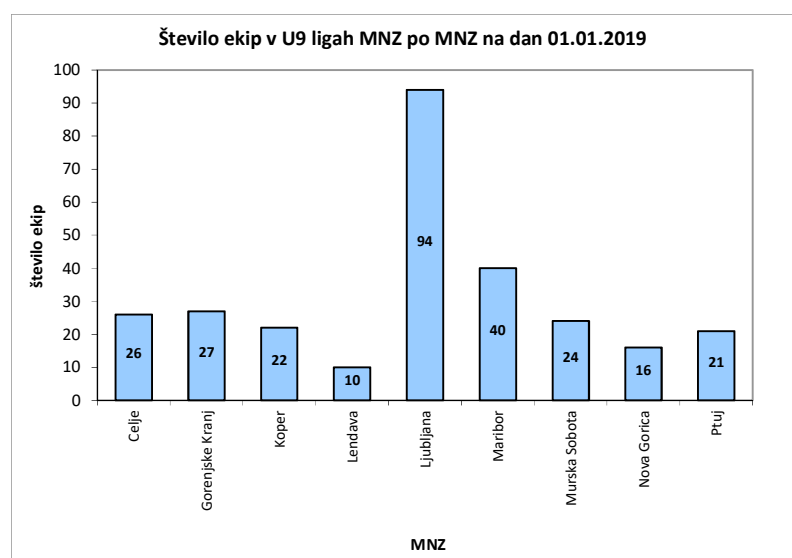
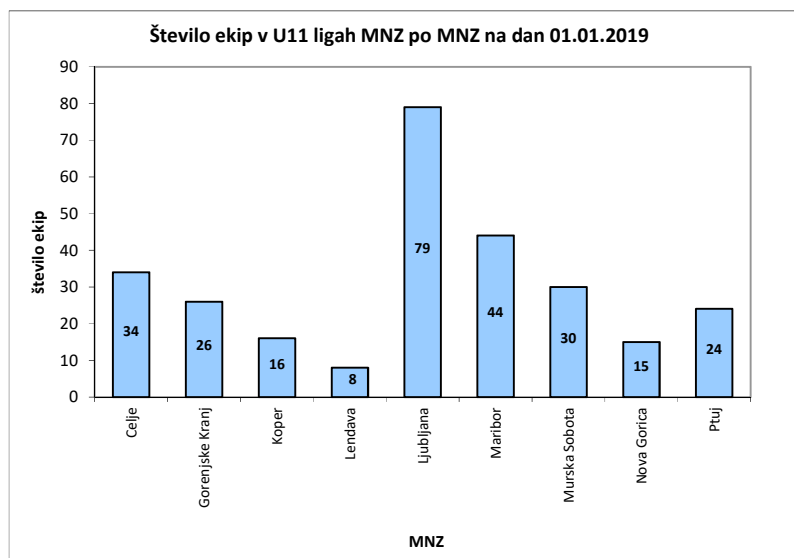
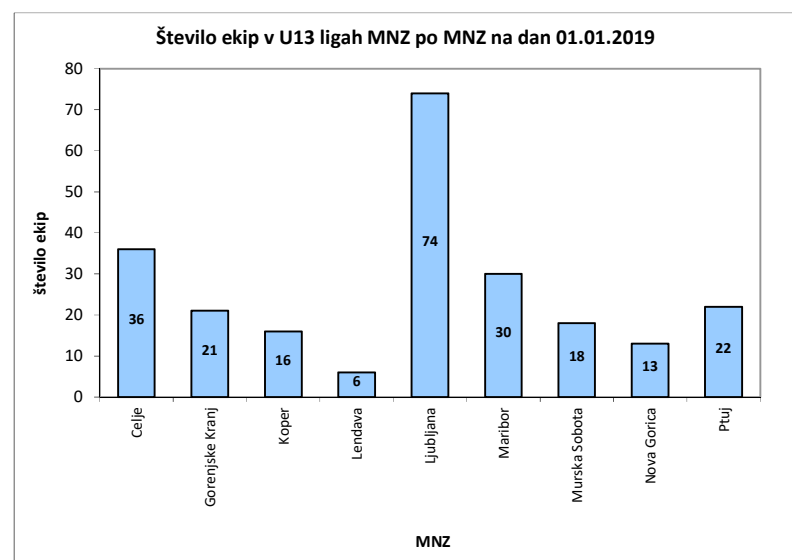
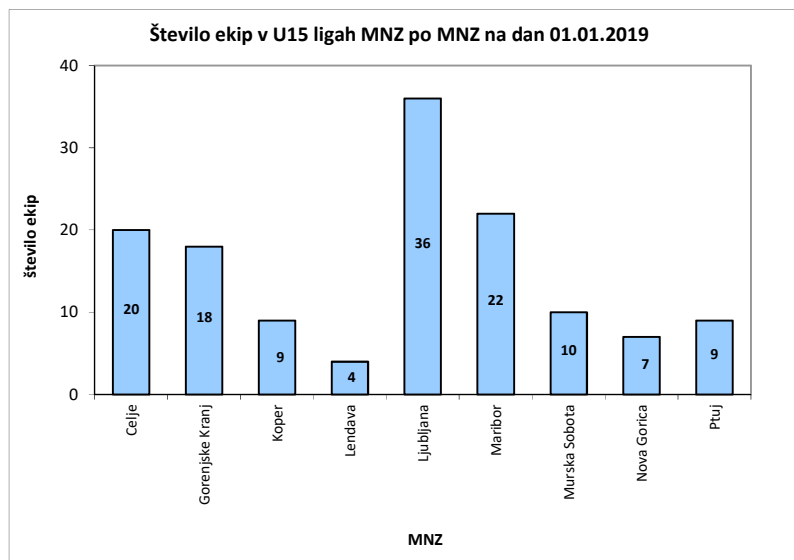
Legenda: EPNL - Enotna primorska nogometna liga (MNZ KP in MNZ NG).





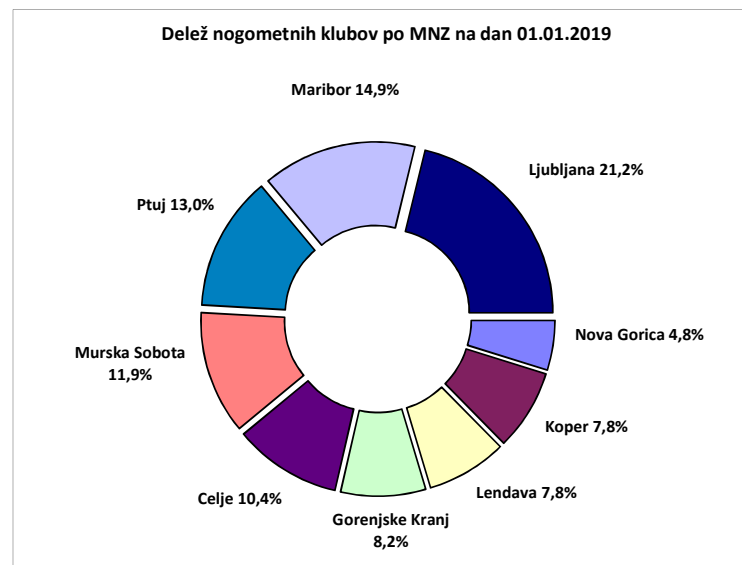
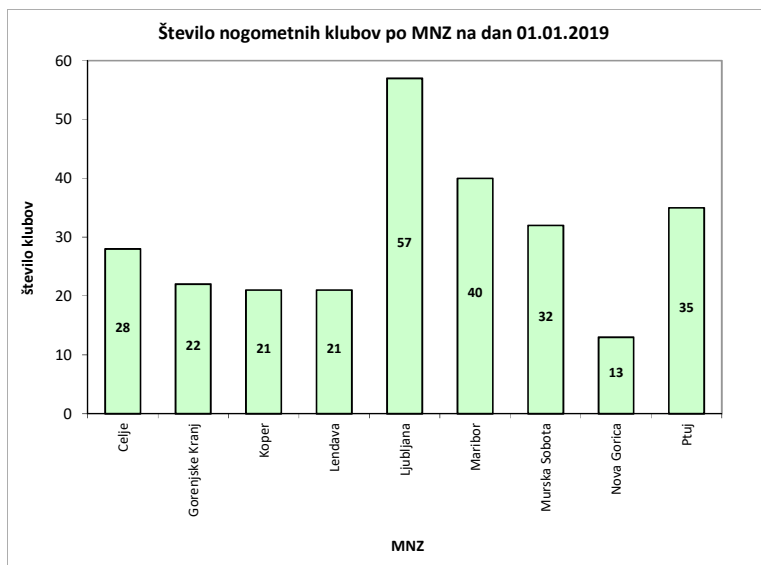


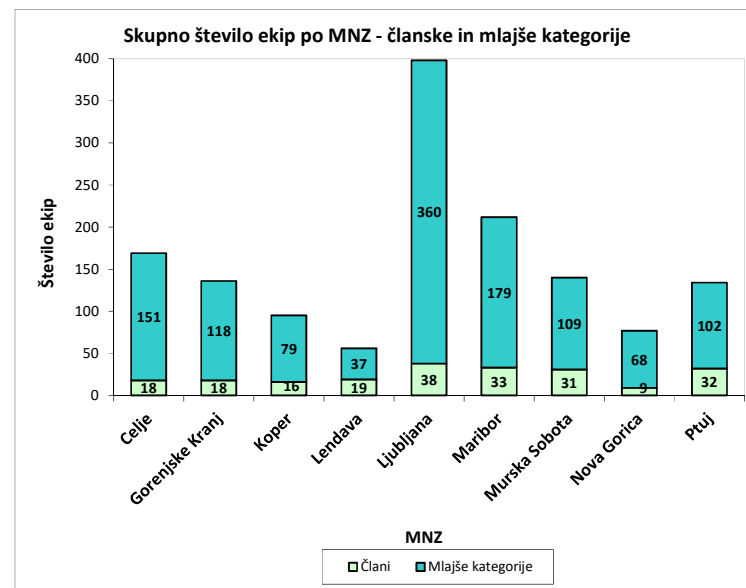
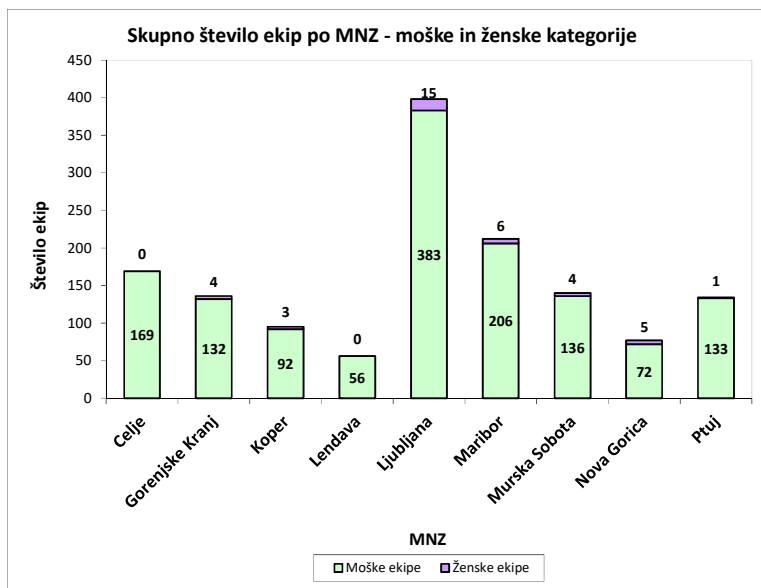
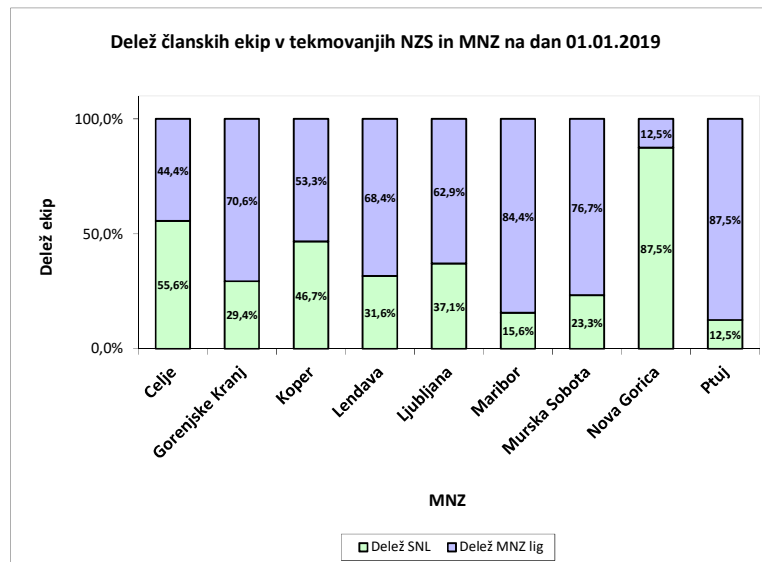




Analiza delovanja nogometnih klubov po MNZ na dan 01.01.2019

Z.št.	MNZ	Tekmovanja NZS			Skupaj		Delež		Št. ekip - moški		Moške		Št. ekip - ženske		Ženske		Število ekip		Skupaj ekip	Pokritost članskih ekip z ml. kateg.	Skupaj klubov	Strukturalni delež
		1.SNL	2.SNL	3.SNL	SNL	MNZ lige	SNL	MNZ lig	člani	ml. kat.	kategorije	člani	ml. kat.	kategorije	člani	ml. kat.						
1	Celje	3	2	5	10	8	18	55,6%	44,4%	18	151	169	0	0	0	18	151	169	8,4	28	10,4%	
2	Gorenjske Kranj	1	0	4	5	12	17	29,4%	70,6%	17	115	132	1	3	4	18	118	136	6,6	22	8,2%	
3	Koper	0	3	4	7	8	15	46,7%	53,3%	15	77	92	1	2	3	16	79	95	4,9	21	7,8%	
4	Lendava	0	1	5	6	13	19	31,6%	68,4%	19	37	56	0	0	0	19	37	56	1,9	21	7,8%	
5	Ljubljana	2	5	6	13	22	35	37,1%	62,9%	35	348	383	3	12	15	38	360	398	9,5	57	21,2%	
6	Maribor	1	1	3	5	27	32	15,6%	84,4%	32	174	206	1	5	6	33	179	212	5,4	40	14,9%	
7	Murska Sobota	1	1	5	7	23	30	23,3%	76,7%	30	106	136	1	3	4	31	109	140	3,5	32	11,9%	
8	Nova Gorica	1	2	4	7	1	8	87,5%	12,5%	8	64	72	1	4	5	9	68	77	7,6	13	4,8%	
9	Ptuj	1	1	2	4	28	32	12,5%	87,5%	32	101	133	0	1	1	32	102	134	3,2	35	13,0%	
SKUPAJ		10	16	38	64	142	206	31,1%	68,9%	206	1173	1379	8	30	38	214	1203	1417	5,7	269	100,0%	





Razporeditev ekip klubov malega nogometa v tekmovanjih NZS in MNZ ter analiza delovanja MNZ na dan 01.01.2019

Z.št.	MNZ	Tekmovanja NZS									MNZ	NZS + MNZ	Delež NZS	Delež MNZ lig	Skupaj KMN	Strukturalni delež KMN
		1.SFL	2.SFL	3.SFL	SŽFL	U19	U17	U15	U13	SKUPAJ						
1	Celje	2	0	0	1	4	1	1	2	11	0	11	100,0%	0,0%	5	13,2%
2	Gorenjske Kranj	1	0	0	0	1	0	1	0	3	0	3	100,0%	0,0%	1	2,6%
3	Koper	1	0	0	0	1	1	1	1	5	0	5	100,0%	0,0%	4	10,5%
4	Lendava	0	0	0	0	0	0	0	0	0	0	0	0,0%	0,0%	0	0,0%
5	Ljubljana	3	5	0	2	5	3	3	9	30	17	47	63,8%	36,2%	13	34,2%
6	Maribor	2	1	0	2	2	2	3	3	15	0	15	100,0%	0,0%	7	18,4%
7	Murska Sobota	0	0	0	0	1	1	1	1	4	0	4	100,0%	0,0%	1	2,6%
8	Nova Gorica	1	1	0	0	2	1	1	0	6	0	6	100,0%	0,0%	4	10,5%
9	Ptuj	0	3	0	0	0	2	2	0	7	0	7	100,0%	0,0%	3	7,9%
SKUPAJ		10	10	0	5	16	11	13	16	81	17	98	82,7%	17,3%	38	100,0%

